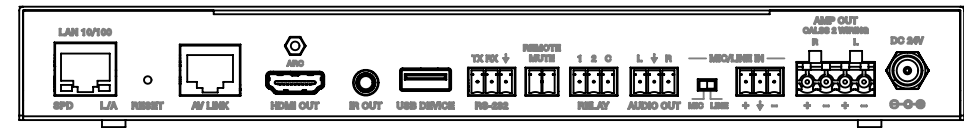
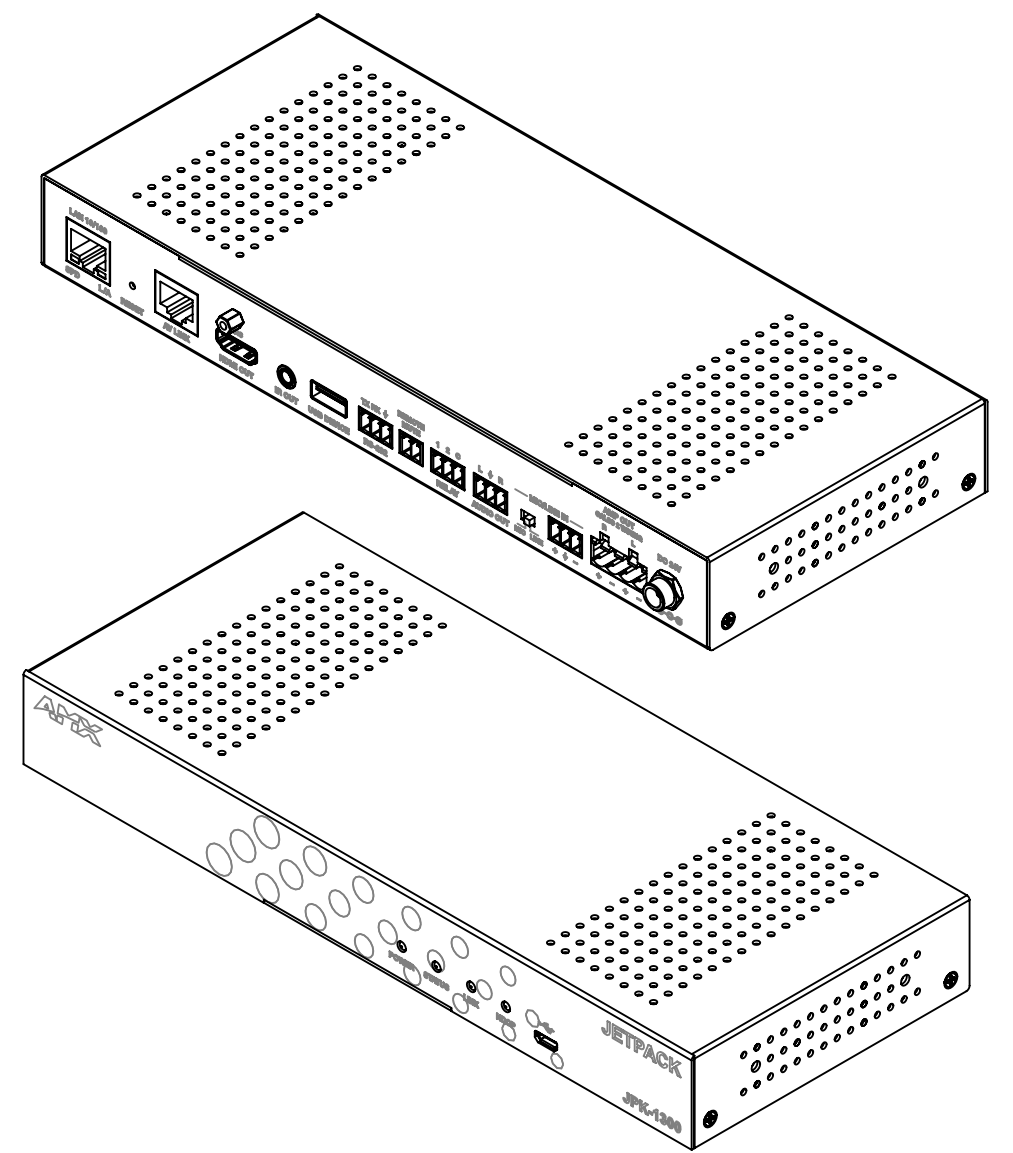
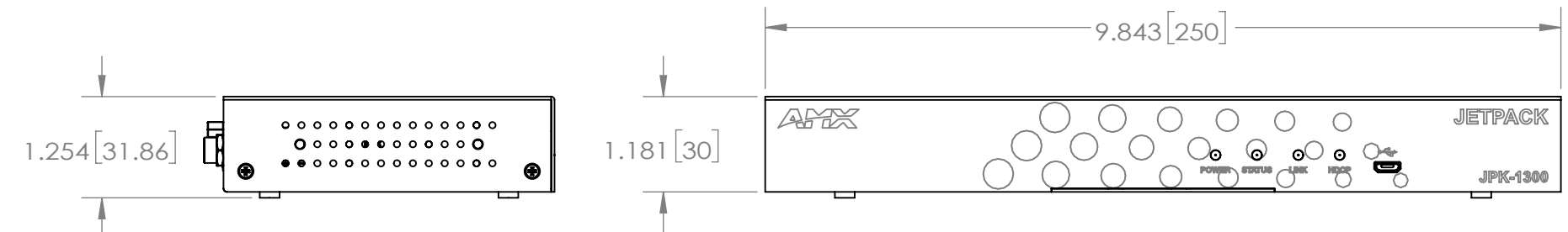



REVISION HISTORY			
DATE	REV.	DESCRIPTION	BY
2022/10/19	B	Update to Harman DWG format	PXiong



BACK VIEW

NOTES:
 1. Unit: inch [mm]
 2. Detailed dimensions refer to DWG/DXF files.

2022 © HARMAN INTERNATIONAL INDUSTRIES, INCORPORATED. ALL RIGHTS RESERVED. DO NOT USE, DISCLOSE, SELL, REPRODUCE, PUBLISH OR MODIFY WITHOUT AUTHORIZED WRITTEN HARMAN PERMISSION.

ROHS
 RESTRICTION OF HAZARDOUS SUBSTANCES
 ALL MATERIALS USED IN THIS PART MUST BE ROHS COMPLIANT
 SUPPLIER SHALL PROVIDE A CERTIFICATE OF ROHS COMPLIANCE WITH THE FIRST ARTICLE.

DIMENSIONS SHOWN ARE FOR REFERENCE AND INSPECTION ONLY. REFER TO CAD MODEL PROVIDED WITH THIS DRAWING FOR OVERALL DEFINITION OF PART GEOMETRY.

THIRD ANGLE PROJECTION

DRAWN BY: PXiong
 DATE: 2022/10/18
 DESIGNED BY: PXiong
 DATE: 2022/10/18
 PROJECT MANAGER/ENGINEER

HARMAN

TITLE: DWG, PICTORIAL, JPK-1300-UA (RX)
 DWG, PICTORIAL, JPK-1300-EK (RX)
 NO. AMX-VTK0001
 AMX-VTK0001EK
 REV B

SIZE B SCALE 1:2 DO NOT SCALE DRAWING SHEET OF